

US Economics Analyst

The Post-Pandemic Economy (Choi)

- The coronavirus has transformed the global economy, with businesses and households quickly adapting to a new environment out of necessity. We assess possible long-term changes to the economy and their implications for the labor market recovery in this week's *Analyst*.
- The virus shock has accelerated several existing trends, such as the rise in remote working and the digitization of services. Surveys indicate that a significant amount of remote working will likely persist, and our industry analysts expect digitization across industries to continue growing at an accelerated pace.
- The virus shock has had disparate effects across regions and industries. Rents have plunged in dense cities as residents moved out, and activity in virus-sensitive sectors remains far from normal levels. While shocks such as SARS and September 11 had only temporary effects on migration and economic activity, the initial shock has been much larger in this recession.
- Adjusting to the new economy will likely require a large amount of labor reallocation. Permanent layoffs in virus-sensitive industries have rapidly increased, and retail employment will come under further pressure in an increasingly digital world. A greater shift to remote working may also mean fewer jobs in occupations such as building cleaning and maintenance.
- Nevertheless, we see several reasons why the labor market recovery may prove faster than in other recessions. First, we expect many temporarily laid off workers to be re-hired; second, there was no obvious imbalance prior to the downturn; and third, there is scope for a large amount of job creation, suggesting that reallocation could occur at a faster pace than usual.
- We thus expect a much faster recovery in the labor market than in the last recession. We expect the unemployment rate to decline to 9% by the end of this year, a further large decline to 6.5% in 2021 following a vaccine, and a more gradual recovery after that.

Jan Hatzius

+1(212)902-0394 | jan.hatzius@gs.com
Goldman Sachs & Co. LLC

Alec Phillips

+1(202)637-3746 | alec.phillips@gs.com
Goldman Sachs & Co. LLC

David Mericle

+1(212)357-2619 | david.mericle@gs.com
Goldman Sachs & Co. LLC

Spencer Hill, CFA

+1(212)357-7621 | spencer.hill@gs.com
Goldman Sachs & Co. LLC

Daan Struyven

+1(212)357-4172 | daan.struyven@gs.com
Goldman Sachs & Co. LLC

David Choi

+1(212)357-6224 | david.choi@gs.com
Goldman Sachs & Co. LLC

Joseph Briggs

+1(212)902-2163 | joseph.briggs@gs.com
Goldman Sachs & Co. LLC

Blake Taylor

+1(202)637-3756 | blake.taylor@gs.com
Goldman Sachs & Co. LLC

Ronnie Walker

+1(917)343-4543 | ronnie.walker@gs.com
Goldman Sachs & Co. LLC

Laura Nicolae

+1(917)343-6594 | laura.nicolae@gs.com
Goldman Sachs & Co. LLC

The Post-Pandemic Economy

The coronavirus pandemic has transformed the global economy. From the sudden surge in employees working from home to the rapid digitization of delivery services and entertainment, the virus has forced businesses and households to quickly adapt to the new environment. While some of these changed behaviors will likely prove temporary when the virus threat fades, many will likely not fully reverse, which could mean a very different type of economy in the post-pandemic world. In this week's *Analyst* we assess possible long-term structural changes to the US economy, the scope for widespread labor reallocation, and implications for the economic recovery.

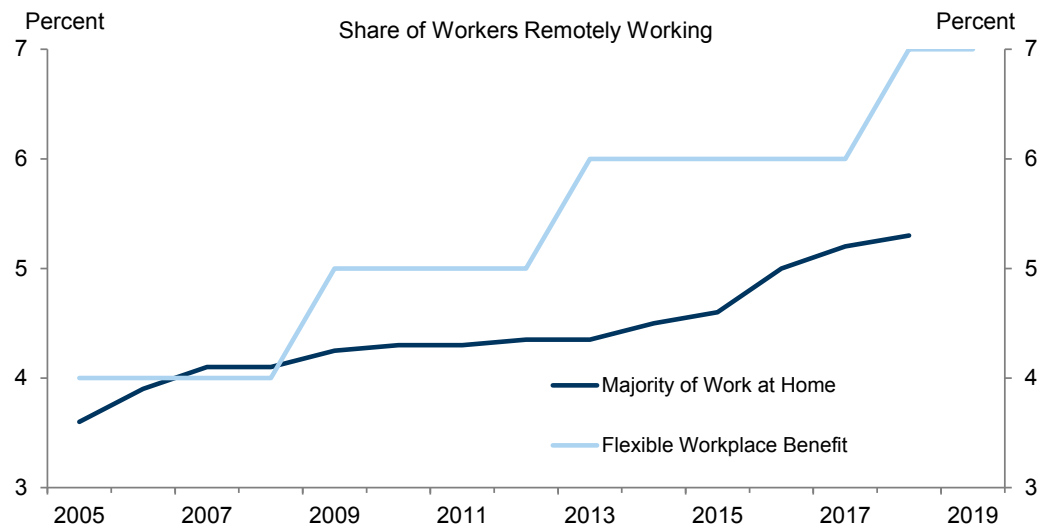
Long-Run Changes to the Economy

A natural starting point in assessing possible long-run changes to the economy is to look at large changes that have already taken place. We focus on four major changes: the rise in remote working, increased digitization of services, migration away from large cities, and the sharp decline in demand in virus-sensitive industries. If these changes persist, they each have significant implications for the labor market, which we discuss in the following section.

We begin with the surge in employees working from home following widespread lockdowns and office closures. Several surveys suggest that roughly half of the US workforce worked from home at the height of the pandemic, and mobility data suggest that office activity remains far below normal levels.

While many workers will return to their workplace when the virus threat recedes, a significant amount of remote working will likely persist. Even before the pandemic, remote working showed a clear upward trend. The share of the US workforce mostly working from home increased from 3.6% in 2005 to 5.3% in 2018 according to a Census survey, and the option to work remotely from home was one of the fastest-growing benefits offered to employees according to the Bureau of Labor Statistics' National Compensation Survey (Exhibit 1).

Exhibit 1: Employees Increasingly Worked From Home or Had the Option Prior to the Pandemic

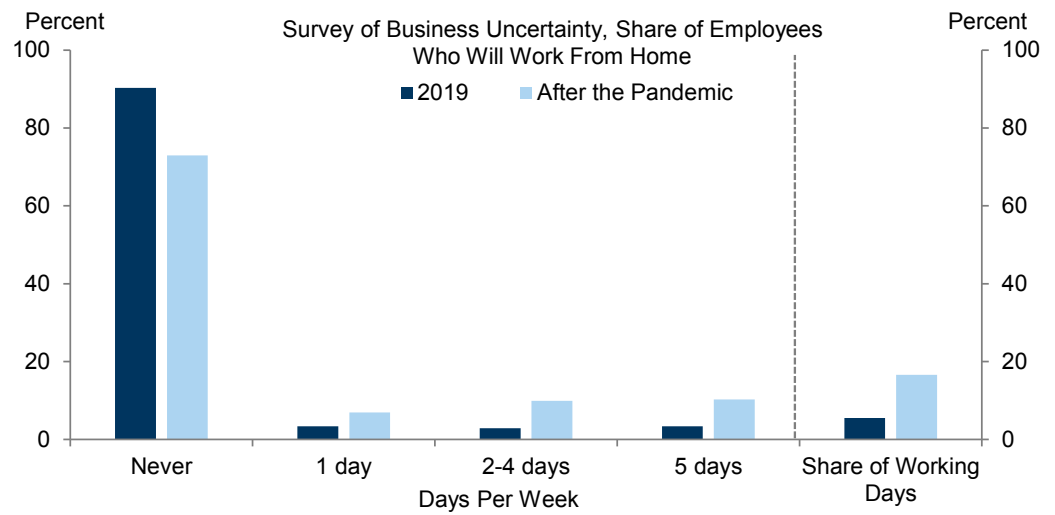


Source: Department of Commerce, Department of Labor, Goldman Sachs Global Investment Research

The shift to remote working out of necessity has likely eroded barriers that may have prevented the adoption of more widespread telecommuting previously, such as reluctance from employees due to stigma, reluctance from managers due to uncertainty over its effectiveness, and up-front costs such as setup costs and productivity losses during the initial stages of adjustment. Based on a sample of senior executives at US firms from the Survey of Business Uncertainty, employers expect that the number of full work days performed at home will roughly triple in the post-pandemic economy (Exhibit 2), with several other surveys suggesting increases of a similar magnitude.¹

¹ Surveys of employees also suggest that many workers would like to continue to work remotely after offices reopen. This may require firms to offer more flexible workplace arrangements in order to attract and retain employees.

Exhibit 2: Employers Expect a Large Increase in Working From Home Even After the Pandemic

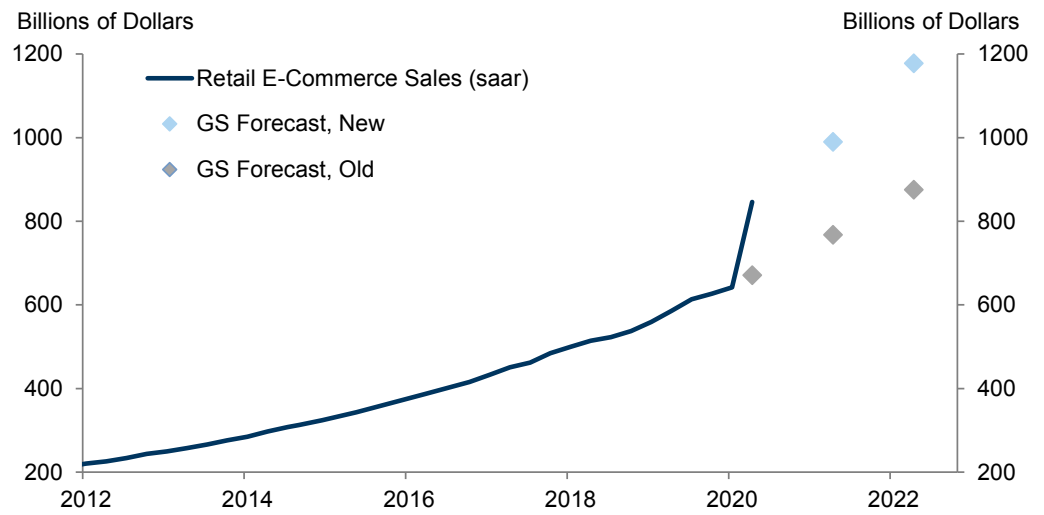


Source: Federal Reserve Bank of Atlanta, Goldman Sachs Global Investment Research

A second major change has been the widespread digitization of services and the growth of e-commerce that has affected nearly every industry. Examples include the rise in online restaurant and grocery delivery, the digitization of clinical trials and the expanding presence of telehealth in the healthcare industry, surging downloads of at-home fitness apps, a boom in virtual learning and the online education market, and ubiquitous video conferencing in place of business meetings.

Of course, these trends were clearly in place even before the pandemic, with e-commerce a major headwind to brick-and-mortar retail for many years. Our industry analysts expect not only the elevated levels of e-commerce sales to remain sustainable, but for growth to continue at an accelerated annualized pace of around 20% as penetration expands in early stage markets such as groceries, apparel, and consumer packaged goods. Exhibit 3 shows the unprecedented surge of US retail e-commerce sales in Q2, as well as forecasts for sales growth based on estimates by our Internet industry research analysts.

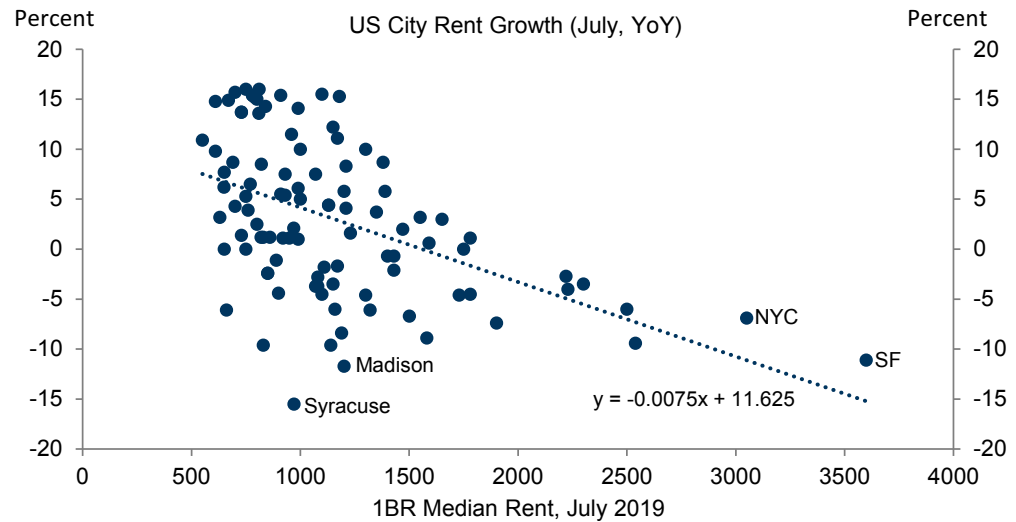
Exhibit 3: E-Commerce Sales Rose Sharply in Q2; Our Industry Analysts Expect the Acceleration to Persist



Source: Department of Commerce, Goldman Sachs Global Investment Research

A third major change from the coronavirus has been the shock to migration patterns, with residents leaving dense and expensive urban cities. Widespread anecdotes of Manhattanites fleeing for the suburbs and other less dense areas in droves are corroborated by [surveys](#), [mail forwarding requests](#), [garbage collections](#), [moving companies](#), and [smartphone mobility data](#).

Anecdotes and surveys also suggest that while the initial moves away from large cities were largely driven by virus concerns, subsequent relocations were more often due to more space and cheaper rents available elsewhere once remote working arrangements appeared likely to persist. Rent growth across cities shows a large impact from this substitution, with large declines in rent in expensive cities such as New York City and San Francisco, as well as in [college towns](#) such as Madison and Syracuse, but double-digit year-on-year increases in mid-sized Midwest cities such as Indianapolis, Columbus, Cleveland, and Cincinnati according to Zumper (Exhibit 4).

Exhibit 4: Rents in Expensive Cities and College Towns Have Fallen Sharply

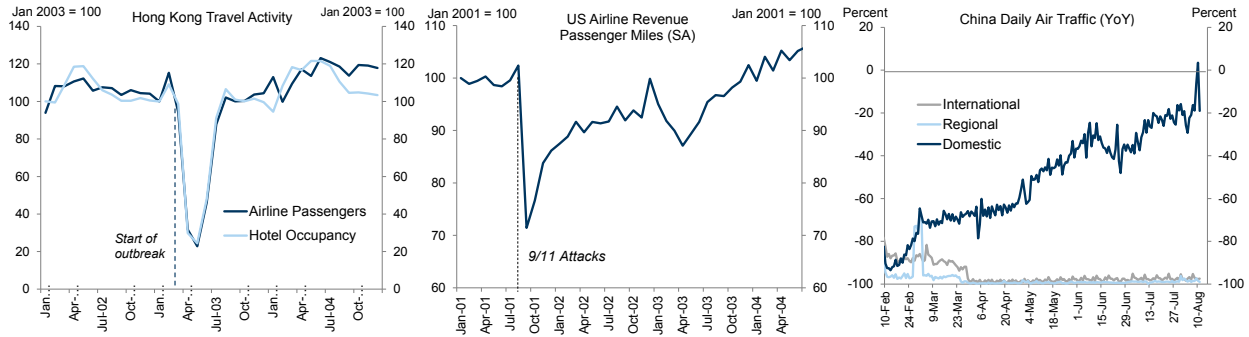
Source: Zumper, Goldman Sachs Global Investment Research

The NAHB has noted the changing geography of housing demand, with improving home demand in lower density markets as people “seek out larger homes and anticipate more flexibility for telework in the years ahead.” Whether these migration trends persist thus depends crucially on whether remote work proves sustainable. If so, the locational flexibility will likely drive people away from expensive cities towards more affordable metropolitan areas, a trend that was already under way particularly for Millennials.

A fourth major change has been the collapse in demand in industries particularly impacted by social distancing, such as the travel, restaurant, entertainment, and personal care services industries. The recovery in these industries remains weak, due to both policy restrictions and increased consumer risk aversion. Unlike the other trends accelerated by the virus shock, these industries grew strongly prior to the pandemic, with employment growth typically surpassing that of the overall economy. As the virus threat recedes, we expect policy restrictions to be gradually lifted and consumers to eventually feel comfortable partaking in these activities once again.

Past experiences such as SARS and the September 11 attacks provide a clue on what the recovery in these industries might look like, although the comparisons are imperfect. As shown in Exhibit 5, airline and hotel activity plummeted following the SARS outbreak in Hong Kong but quickly rebounded once the virus was under control. The recovery in US airline travel following the September 11 attacks was more gradual, taking over 2 years to return to previous levels as the threat never entirely went away. In China—the initial epicenter of the virus, but now with the virus largely under control—domestic travel has largely normalized, while international travel (largely due to policy restrictions) remains minimal.

Exhibit 5: Prior Shocks to the Travel Industry Have Proved Temporary; Domestic Travel in China Has Largely Normalized



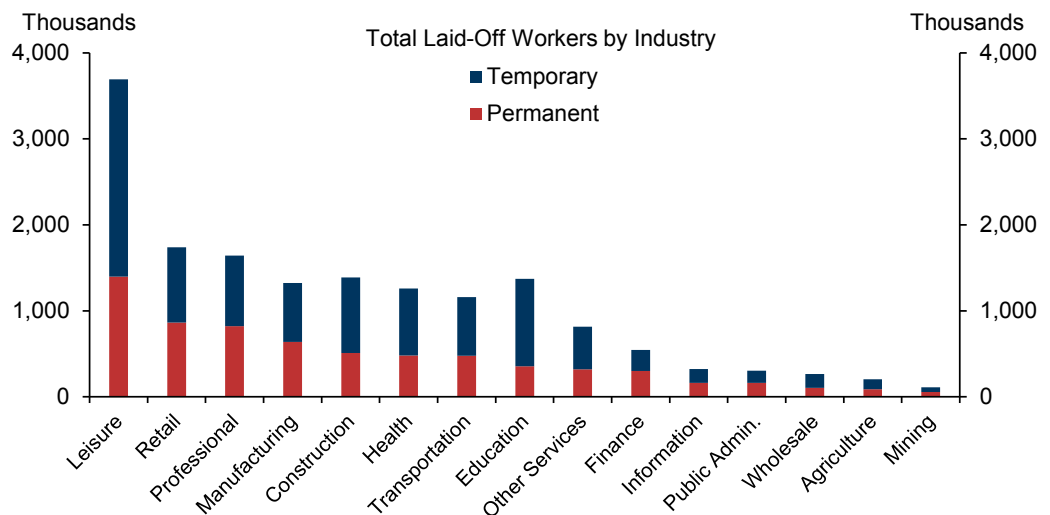
Source: Hong Kong Tourism Board, Department of Transportation, TravelSky, Goldman Sachs Global Investment Research

Overall, given the still elevated number of virus cases in the US, a full recovery in these industries is likely a long way off. And while consumer travel may likely once again reach pre-pandemic levels, business travel—a large driver of revenues in the travel industry—perhaps may not, with firms anticipating slashing their travel budgets and a large shift from face-to-face meetings to lower-cost virtual meetings. According to the Survey of Business Uncertainty, firms anticipate slashing their annual travel expenditures by nearly 30 percent after the virus risks recede, with even larger declines in the information, finance, insurance, and professional and business services industries.

Implications for the Labor Market Recovery

Adjusting to these trends will likely require a large amount of labor reallocation. Permanent layoffs in virus-sensitive industries such as leisure and hospitality have rapidly grown and are likely to rise significantly further (Exhibit 6). Even if these sectors eventually rebound once a vaccine is available, the prolonged period of weak demand likely means that permanent damage from scarring effects will be unavoidable.

Exhibit 6: Permanent Layoffs Have Increased, Particularly in Leisure and Hospitality



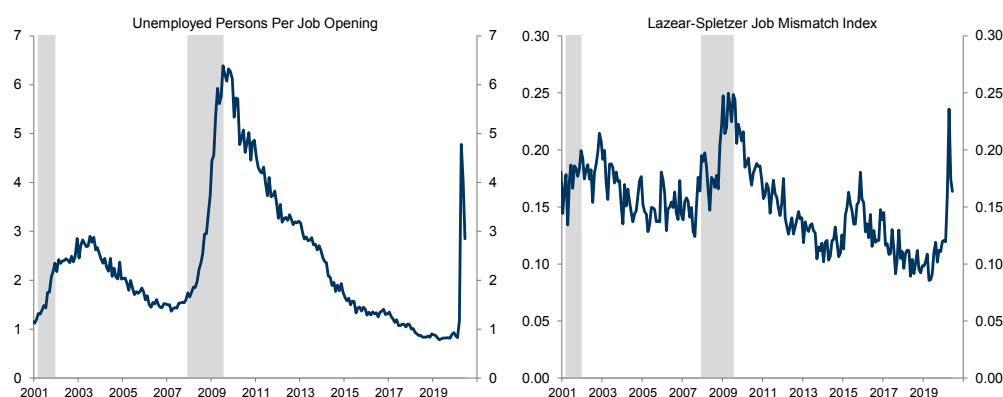
Source: Department of Labor, Goldman Sachs Global Investment Research

Other changes in the post-pandemic world will also likely have significant labor market effects. Brick-and-mortar retail employment will come under even more pressure in an increasingly digital world, and [our estimates](#) based on the labor intensity of nonstore and brick-and-mortar retailers suggests that the accelerated shift towards e-commerce will lower retail employment growth by an additional 10k per month over the next few years. Shifts in migration patterns have large impacts on local employment, particularly in the [construction industry](#), and increased working from home will likely lead to job losses in office support occupations such as security workers, buildings and grounds cleaning and maintenance workers, and food preparation and serving workers.

Typically, labor reallocation is a slow and drawn out adjustment process, leading to worse employment outcomes [particularly during recessions](#). And while the rapid changes to the economy present a major reallocation shock, we see several reasons why the labor market recovery may prove faster than in other recessions. First, our research suggests that most temporarily laid-off workers will [continue to be re-hired](#). Second, there was no obvious imbalance prior to the downturn, such as the housing bubble and the corresponding excess construction workers in the last recession. And third, the nature of the shock also presents opportunities for a large amount of hiring as businesses adapt to a changing world.

[Many companies](#) were in fact hiring during the peak of the pandemic, especially in areas such as delivery services. Job openings have since increased further, including new jobs such as temperature screeners, and job openings per unemployed worker are significantly higher than in the recovery following the financial crisis, where there was a sharp contraction in labor demand with very little new job creation. A measure of industry mismatch between available workers and available jobs developed by [Edward Lazear and James Spletzer](#) also suggests less imbalance than in the last recession (Exhibit 7).

Exhibit 7: Job Openings and Measures of Job Mismatch Suggest a Quicker Pace of Reallocation in this Recovery

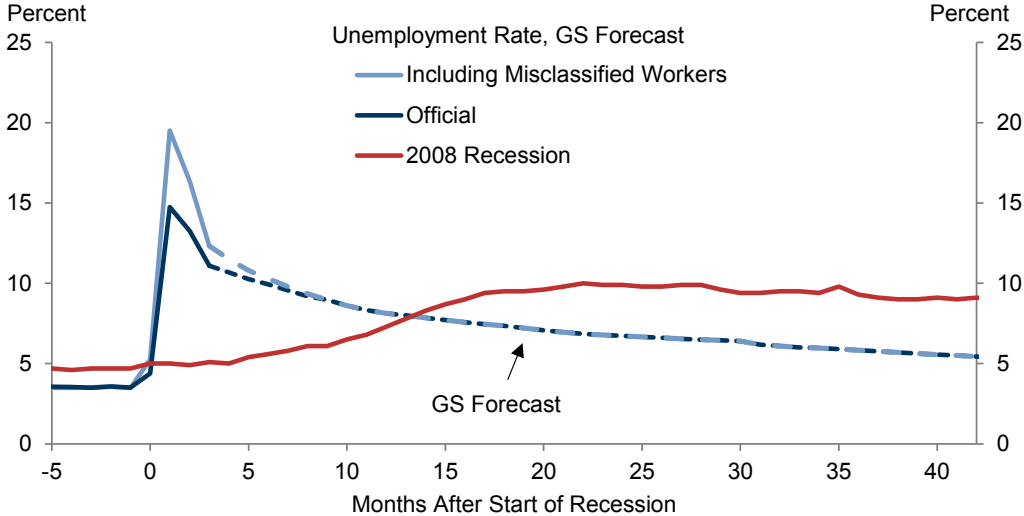


Source: Department of Labor, Goldman Sachs Global Investment Research

Taken together, we expect a much faster recovery in the labor market than in the last recession, and for the recovery to be very front-loaded (Exhibit 8). We expect the unemployment rate to decline to 9% by the end of this year, a further large decline to 6.5% in 2021 as a [vaccine](#) enables some sectors to bounce back, and a more gradual

recovery after that.

Exhibit 8: We Expect a Much Faster Labor Market Recovery Than Following the Global Financial Crisis



Source: Department of Labor, Goldman Sachs Global Investment Research

David Choi

The US Economic and Financial Outlook

Forecast Changes

We boosted our Q2 GDP tracking estimate by 3pp to -31.6% (qoq ar) after the Census Quarterly Services Survey revealed more resilience in services activity than the BEA assumed in the first vintage of the Q2 GDP report. We left our Q3 GDP tracking estimate unchanged on net at +26.5% (qoq ar).

THE US ECONOMIC AND FINANCIAL OUTLOOK

(% change on previous period, annualized, except where noted)

	2018	2019	2020	2021	2022	2023	2020				2021			
			(f)	(f)	(f)	(f)	Q1	Q2	Q3	Q4	Q1	Q2	Q3	Q4
OUTPUT AND SPENDING														
Real GDP	3.0	2.2	-4.0	6.3	3.3	2.2	-5.0	-32.9	26.5	7.0	9.5	7.5	4.0	3.0
Real GDP (annual=Q4/Q4, quarterly=yoy)	2.5	2.3	-3.2	6.0	2.7	2.0	0.3	-9.1	-4.2	-3.2	0.3	12.3	7.0	6.0
Consumer Expenditure	2.7	2.4	-5.2	5.6	3.7	2.3	-6.9	-34.6	29.1	4.0	9.0	8.0	3.6	2.6
Residential Fixed Investment	-0.6	-1.7	1.8	8.2	5.1	2.3	19.0	-38.7	41.2	12.0	8.0	8.0	8.0	5.0
Business Fixed Investment	6.9	2.9	-4.9	7.4	5.2	3.9	-6.7	-27.0	14.5	11.3	11.2	9.4	6.3	5.8
Structures	3.7	-0.6	-7.0	5.6	4.0	2.7	-3.7	-34.9	15.1	7.0	12.0	7.5	5.7	5.3
Equipment	8.0	2.1	-9.4	8.3	4.5	2.7	-15.2	-37.7	26.1	15.0	12.0	10.0	5.0	5.0
Intellectual Property Products	7.8	6.4	1.9	7.5	6.7	5.7	2.4	-7.2	3.0	10.0	10.0	10.0	8.0	7.0
Federal Government	2.8	4.0	4.2	1.2	0.1	0.0	1.5	17.4	-10.0	3.0	3.0	1.0	0.0	0.0
State & Local Government	1.2	1.3	0.4	2.0	1.2	1.0	1.1	-5.6	4.0	3.0	3.0	1.5	1.5	1.5
Net Exports (\$bn, '09)	-878	-918	-835	-904	-875	-887	-788	-781	-869	-900	-912	-924	-898	-882
Inventory Investment (\$bn, '09)	53	49	-101	131	65	60	-81	-316	-58	50	100	150	150	125
Industrial Production, Mfg.	2.3	-0.2	-9.9	6.3	3.8	1.4	-5.5	-47.0	19.2	13.1	12.0	10.7	6.4	3.9
HOUSING MARKET														
Housing Starts (units, thous)	1,248	1,295	1,272	1,500	1,578	--	1,484	1,044	1,218	1,344	1,477	1,420	1,492	1,610
New Home Sales (units, thous)	614	685	670	770	832	--	701	676	621	682	752	739	763	825
Existing Home Sales (units, thous)	5,334	5,330	4,532	4,369	4,414	--	5,483	4,320	3,967	4,357	4,359	4,361	4,372	4,384
Case-Shiller Home Prices (%yoy)*	4.1	3.2	-2.1	2.3	1.9	2.0	2.8	-0.5	-1.6	-2.1	-1.0	0.1	1.2	2.3
INFLATION (% ch, yr/yr)														
Consumer Price Index (CPI)	2.4	1.8	1.3	1.8	1.7	1.8	2.1	0.4	1.3	1.2	1.3	2.6	1.7	1.6
Core CPI	2.1	2.2	1.6	1.6	1.8	1.9	2.2	1.3	1.5	1.3	1.1	1.9	1.5	1.7
Core PCE**	2.0	1.7	1.3	1.4	1.6	1.7	1.8	0.9	1.3	1.2	1.1	1.7	1.3	1.5
LABOR MARKET														
Unemployment Rate (%)^	3.9	3.5	9.0	6.5	5.7	5.2	4.4	11.1	10.1	9.0	8.0	7.2	6.8	6.5
U6 Underemployment Rate (%)^	7.6	6.7	15.0	12.0	10.5	9.7	8.7	18.0	16.3	15.0	14.0	13.1	12.7	12.0
Payrolls (thous, monthly rate)	193	178	-568	550	222	180	-303	-4,424	1,255	1,200	950	685	320	246
GOVERNMENT FINANCE														
Federal Budget (FY, \$bn)	-779	-984	-4,200	-2,700	-1,650	-1,600	--	--	--	--	--	--	--	--
FINANCIAL INDICATORS														
FF Target Range (Bottom-Top, %)^	2.25-2.5	1.5-1.75	0-0.25	0-0.25	0-0.25	0-0.25	0-0.25	0-0.25	0-0.25	0-0.25	0-0.25	0-0.25	0-0.25	0-0.25
10-Year Treasury Note^	2.69	1.92	1.05	1.45	1.65	1.85	0.70	0.66	0.95	1.05	1.15	1.25	1.35	1.45
Euro (€/\$)^	1.15	1.12	1.17	1.27	1.28	1.30	1.10	1.12	1.18	1.17	1.19	1.22	1.24	1.27
Yen (\$/¥)^	110	109	106	104	102	101	108	108	106	106	106	105	105	104

* Weighted average of metro-level HPIs for 381 metro cities where the weights are dollar values of housing stock reported in the American Community Survey.

** PCE = Personal consumption expenditures. ^ Denotes end of period.

Note: Annual, Q4/Q4, and Quarterly YoY GDP growth estimates embed our assumption of an upward revision in Q2 2020 (from -32.9% to -31.6%, qoq ar). Published figures in bold.

Source: Goldman Sachs Global Investment Research.

Source: Goldman Sachs Global Investment Research

Economic Releases

Date	Time (ET)	Indicator	Estimate			
			GS	Consensus	Last Report	
Tue	Aug 25	9:00	FHFA House Price Index (June)	n.a.	+0.3%	-0.3%
		9:00	S&P/Case Shiller Home Price Index (June)	Flat	+0.1%	+0.04%
		10:00	Conference Board Consumer Confidence (August)	94.0	93.0	92.6
		10:00	New Home Sales (July)	+2.5%	+1.0%	+13.8%
		10:00	Richmond Fed Manufacturing Index (August)	n.a.	10	10
Wed	Aug 26	8:30	Durable Goods Orders (July)	+5.5%	+4.5%	+7.6%
			Ex-Transport	+2.5%	+1.7%	+3.6%
		8:30	Core Capital Goods Orders (July)	+2.5%	+2.0%	+3.4%
		8:30	Core Capital Goods Shipments (July)	+2.5%	+2.0%	+3.3%
Thu	Aug 27	8:30	Real GDP (Q2 Second)	-31.6%	-32.5%	-32.9%
		8:30	Personal Consumption (Q2 Second)	-32.0%	-34.6%	-34.6%
		8:30	Initial Jobless Claims	1,000k	1,000k	1,106k
			Continuing Claims	n.a.	14,500k	14,844k
		10:00	Pending Home Sales (July)	+4.0%	+2.0%	+16.6%
Fri	Aug 28	11:00	Kansas City Fed Manufacturing Index (August)	n.a.	+5	+3
		8:30	Personal Income (July)	+0.1%	-0.4%	-1.1%
		8:30	Advance Goods Trade Balance (July)	-\$69.9bn	-\$72.2bn	-\$71.0bn
		8:30	Personal Spending (July)	+2.0%	+1.5%	+5.6%
		8:30	PCE Price Index (July)	+0.40%	+0.4%	+0.4%
		8:30	Core PCE Price Index (July)	+0.45%	+0.5%	+0.2%
		8:30	Wholesale Inventories (July Preliminary)	n.a.	-0.8%	-1.4%
		9:45	Chicago Purchasing Managers' Index (August)	51.9	52.5	51.9
10:00	UMich Consumer Sentiment (August Final)	82.0	72.8	72.8		

Source: Goldman Sachs Global Investment Research

Disclosure Appendix

Reg AC

We, Jan Hatzius, Alec Phillips, David Mericle, Spencer Hill, CFA, Daan Struyven, David Choi, Joseph Briggs, Blake Taylor, Ronnie Walker and Laura Nicolae, hereby certify that all of the views expressed in this report accurately reflect our personal views, which have not been influenced by considerations of the firm's business or client relationships.

Unless otherwise stated, the individuals listed on the cover page of this report are analysts in Goldman Sachs' Global Investment Research division.

Disclosures

Regulatory disclosures

Disclosures required by United States laws and regulations

See company-specific regulatory disclosures above for any of the following disclosures required as to companies referred to in this report: manager or co-manager in a pending transaction; 1% or other ownership; compensation for certain services; types of client relationships; managed/co-managed public offerings in prior periods; directorships; for equity securities, market making and/or specialist role. Goldman Sachs trades or may trade as a principal in debt securities (or in related derivatives) of issuers discussed in this report.

The following are additional required disclosures: **Ownership and material conflicts of interest:** Goldman Sachs policy prohibits its analysts, professionals reporting to analysts and members of their households from owning securities of any company in the analyst's area of coverage.

Analyst compensation: Analysts are paid in part based on the profitability of Goldman Sachs, which includes investment banking revenues. **Analyst as officer or director:** Goldman Sachs policy generally prohibits its analysts, persons reporting to analysts or members of their households from serving as an officer, director or advisor of any company in the analyst's area of coverage. **Non-U.S. Analysts:** Non-U.S. analysts may not be associated persons of Goldman Sachs & Co. LLC and therefore may not be subject to FINRA Rule 2241 or FINRA Rule 2242 restrictions on communications with subject company, public appearances and trading securities held by the analysts.

Additional disclosures required under the laws and regulations of jurisdictions other than the United States

The following disclosures are those required by the jurisdiction indicated, except to the extent already made above pursuant to United States laws and regulations. **Australia:** Goldman Sachs Australia Pty Ltd and its affiliates are not authorised deposit-taking institutions (as that term is defined in the Banking Act 1959 (Cth)) in Australia and do not provide banking services, nor carry on a banking business, in Australia. This research, and any access to it, is intended only for "wholesale clients" within the meaning of the Australian Corporations Act, unless otherwise agreed by Goldman Sachs. In producing research reports, members of the Global Investment Research Division of Goldman Sachs Australia may attend site visits and other meetings hosted by the companies and other entities which are the subject of its research reports. In some instances the costs of such site visits or meetings may be met in part or in whole by the issuers concerned if Goldman Sachs Australia considers it is appropriate and reasonable in the specific circumstances relating to the site visit or meeting. To the extent that the contents of this document contains any financial product advice, it is general advice only and has been prepared by Goldman Sachs without taking into account a client's objectives, financial situation or needs. A client should, before acting on any such advice, consider the appropriateness of the advice having regard to the client's own objectives, financial situation and needs. A copy of certain Goldman Sachs Australia and New Zealand disclosure of interests and a copy of Goldman Sachs' Australian Sell-Side Research Independence Policy Statement are available at: <https://www.goldmansachs.com/disclosures/australia-new-zealand/index.html>. **Brazil:** Disclosure information in relation to CVM Instruction 598 is available at <https://www.gs.com/worldwide/brazil/area/gir/index.html>. Where applicable, the Brazil-registered analyst primarily responsible for the content of this research report, as defined in Article 20 of CVM Instruction 598, is the first author named at the beginning of this report, unless indicated otherwise at the end of the text. **Canada:** Goldman Sachs Canada Inc. is an affiliate of The Goldman Sachs Group Inc. and therefore is included in the company specific disclosures relating to Goldman Sachs (as defined above). Goldman Sachs Canada Inc. has approved of, and agreed to take responsibility for, this research report in Canada if and to the extent that Goldman Sachs Canada Inc. disseminates this research report to its clients. **Hong Kong:** Further information on the securities of covered companies referred to in this research may be obtained on request from Goldman Sachs (Asia) L.L.C. **India:** Further information on the subject company or companies referred to in this research may be obtained from Goldman Sachs (India) Securities Private Limited, Research Analyst - SEBI Registration Number INH000001493, 951-A, Rational House, Appasaheb Marathe Marg, Prabhadevi, Mumbai 400 025, India, Corporate Identity Number U74140MH2006FTC160634, Phone +91 22 6616 9000, Fax +91 22 6616 9001. Goldman Sachs may beneficially own 1% or more of the securities (as such term is defined in clause 2 (h) the Indian Securities Contracts (Regulation) Act, 1956) of the subject company or companies referred to in this research report. **Japan:** See below. **Korea:** This research, and any access to it, is intended only for "professional investors" within the meaning of the Financial Services and Capital Markets Act, unless otherwise agreed by Goldman Sachs. Further information on the subject company or companies referred to in this research may be obtained from Goldman Sachs (Asia) L.L.C., Seoul Branch. **New Zealand:** Goldman Sachs New Zealand Limited and its affiliates are neither "registered banks" nor "deposit takers" (as defined in the Reserve Bank of New Zealand Act 1989) in New Zealand. This research, and any access to it, is intended for "wholesale clients" (as defined in the Financial Advisers Act 2008) unless otherwise agreed by Goldman Sachs. A copy of certain Goldman Sachs Australia and New Zealand disclosure of interests is available at: <https://www.goldmansachs.com/disclosures/australia-new-zealand/index.html>. **Russia:** Research reports distributed in the Russian Federation are not advertising as defined in the Russian legislation, but are information and analysis not having product promotion as their main purpose and do not provide appraisal within the meaning of the Russian legislation on appraisal activity. Research reports do not constitute a personalized investment recommendation as defined in Russian laws and regulations, are not addressed to a specific client, and are prepared without analyzing the financial circumstances, investment profiles or risk profiles of clients. Goldman Sachs assumes no responsibility for any investment decisions that may be taken by a client or any other person based on this research report. **Singapore:** Further information on the covered companies referred to in this research may be obtained from Goldman Sachs (Singapore) Pte. (Company Number: 198602165VV). **Taiwan:** This material is for reference only and must not be reprinted without permission. Investors should carefully consider their own investment risk. Investment results are the responsibility of the individual investor. **United Kingdom:** Persons who would be categorized as retail clients in the United Kingdom, as such term is defined in the rules of the Financial Conduct Authority, should read this research in conjunction with prior Goldman Sachs research on the covered companies referred to herein and should refer to the risk warnings that have been sent to them by Goldman Sachs International. A copy of these risks warnings, and a glossary of certain financial terms used in this report, are available from Goldman Sachs International on request.

European Union: Disclosure information in relation to Article 6 (2) of the European Commission Delegated Regulation (EU) (2016/958) supplementing Regulation (EU) No 596/2014 of the European Parliament and of the Council with regard to regulatory technical standards for the technical arrangements for objective presentation of investment recommendations or other information recommending or suggesting an investment strategy and for disclosure of particular interests or indications of conflicts of interest is available at <https://www.gs.com/disclosures/europeanpolicy.html> which states the European Policy for Managing Conflicts of Interest in Connection with Investment Research.

Japan: Goldman Sachs Japan Co., Ltd. is a Financial Instrument Dealer registered with the Kanto Financial Bureau under registration number Kinsho 69, and a member of Japan Securities Dealers Association, Financial Futures Association of Japan and Type II Financial Instruments Firms Association.

Sales and purchase of equities are subject to commission pre-determined with clients plus consumption tax. See company-specific disclosures as to any applicable disclosures required by Japanese stock exchanges, the Japanese Securities Dealers Association or the Japanese Securities Finance Company.

Global product; distributing entities

The Global Investment Research Division of Goldman Sachs produces and distributes research products for clients of Goldman Sachs on a global basis. Analysts based in Goldman Sachs offices around the world produce research on industries and companies, and research on macroeconomics, currencies, commodities and portfolio strategy. This research is disseminated in Australia by Goldman Sachs Australia Pty Ltd (ABN 21 006 797 897); in Brazil by Goldman Sachs do Brasil Corretora de Títulos e Valores Mobiliários S.A.; Ombudsman Goldman Sachs Brazil: 0800 727 5764 and / or ouvidoriagoldmansachs@gs.com. Available Weekdays (except holidays), from 9am to 6pm. Ouvidoria Goldman Sachs Brasil: 0800 727 5764 e/ou ouvidoriagoldmansachs@gs.com. Horário de funcionamento: segunda-feira à sexta-feira (exceto feriados), das 9h às 18h; in Canada by either Goldman Sachs Canada Inc. or Goldman Sachs & Co. LLC; in Hong Kong by Goldman Sachs (Asia) L.L.C.; in India by Goldman Sachs (India) Securities Private Ltd.; in Japan by Goldman Sachs Japan Co., Ltd.; in the Republic of Korea by Goldman Sachs (Asia) L.L.C., Seoul Branch; in New Zealand by Goldman Sachs New Zealand Limited; in Russia by OOO Goldman Sachs; in Singapore by Goldman Sachs (Singapore) Pte. (Company Number: 198602165W); and in the United States of America by Goldman Sachs & Co. LLC. Goldman Sachs International has approved this research in connection with its distribution in the United Kingdom and European Union.

European Union: Goldman Sachs International authorised by the Prudential Regulation Authority and regulated by the Financial Conduct Authority and the Prudential Regulation Authority, has approved this research in connection with its distribution in the European Union and United Kingdom.

General disclosures

This research is for our clients only. Other than disclosures relating to Goldman Sachs, this research is based on current public information that we consider reliable, but we do not represent it is accurate or complete, and it should not be relied on as such. The information, opinions, estimates and forecasts contained herein are as of the date hereof and are subject to change without prior notification. We seek to update our research as appropriate, but various regulations may prevent us from doing so. Other than certain industry reports published on a periodic basis, the large majority of reports are published at irregular intervals as appropriate in the analyst's judgment.

Goldman Sachs conducts a global full-service, integrated investment banking, investment management, and brokerage business. We have investment banking and other business relationships with a substantial percentage of the companies covered by our Global Investment Research Division. Goldman Sachs & Co. LLC, the United States broker dealer, is a member of SIPC (<https://www.sipc.org>).

Our salespeople, traders, and other professionals may provide oral or written market commentary or trading strategies to our clients and principal trading desks that reflect opinions that are contrary to the opinions expressed in this research. Our asset management area, principal trading desks and investing businesses may make investment decisions that are inconsistent with the recommendations or views expressed in this research.

We and our affiliates, officers, directors, and employees, will from time to time have long or short positions in, act as principal in, and buy or sell, the securities or derivatives, if any, referred to in this research, unless otherwise prohibited by regulation or Goldman Sachs policy.

The views attributed to third party presenters at Goldman Sachs arranged conferences, including individuals from other parts of Goldman Sachs, do not necessarily reflect those of Global Investment Research and are not an official view of Goldman Sachs.

Any third party referenced herein, including any salespeople, traders and other professionals or members of their household, may have positions in the products mentioned that are inconsistent with the views expressed by analysts named in this report.

This research is focused on investment themes across markets, industries and sectors. It does not attempt to distinguish between the prospects or performance of, or provide analysis of, individual companies within any industry or sector we describe.

Any trading recommendation in this research relating to an equity or credit security or securities within an industry or sector is reflective of the investment theme being discussed and is not a recommendation of any such security in isolation.

This research is not an offer to sell or the solicitation of an offer to buy any security in any jurisdiction where such an offer or solicitation would be illegal. It does not constitute a personal recommendation or take into account the particular investment objectives, financial situations, or needs of individual clients. Clients should consider whether any advice or recommendation in this research is suitable for their particular circumstances and, if appropriate, seek professional advice, including tax advice. The price and value of investments referred to in this research and the income from them may fluctuate. Past performance is not a guide to future performance, future returns are not guaranteed, and a loss of original capital may occur. Fluctuations in exchange rates could have adverse effects on the value or price of, or income derived from, certain investments.

Certain transactions, including those involving futures, options, and other derivatives, give rise to substantial risk and are not suitable for all investors. Investors should review current options and futures disclosure documents which are available from Goldman Sachs sales representatives or at <https://www.theocc.com/about/publications/character-risks.jsp> and

https://www.fiadocumentation.org/fia/regulatory-disclosures_1/fia-uniform-futures-and-options-on-futures-risk-disclosures-booklet-pdf-version-2018.

Transaction costs may be significant in option strategies calling for multiple purchase and sales of options such as spreads. Supporting documentation will be supplied upon request.

Differing Levels of Service provided by Global Investment Research: The level and types of services provided to you by the Global Investment Research division of GS may vary as compared to that provided to internal and other external clients of GS, depending on various factors including your individual preferences as to the frequency and manner of receiving communication, your risk profile and investment focus and perspective (e.g., marketwide, sector specific, long term, short term), the size and scope of your overall client relationship with GS, and legal and regulatory constraints. As an example, certain clients may request to receive notifications when research on specific securities is published, and certain clients may request that specific data underlying analysts' fundamental analysis available on our internal client websites be delivered to them electronically through data feeds or otherwise. No change to an analyst's fundamental research views (e.g., ratings, price targets, or material changes to earnings estimates for equity securities), will be communicated to any client prior to inclusion of such information in a research report broadly disseminated through electronic publication to our internal client websites or through other means, as necessary, to all clients who are entitled to receive such reports.

All research reports are disseminated and available to all clients simultaneously through electronic publication to our internal client websites. Not all research content is redistributed to our clients or available to third-party aggregators, nor is Goldman Sachs responsible for the redistribution of our research by third party aggregators. For research, models or other data related to one or more securities, markets or asset classes (including related services) that may be available to you, please contact your GS representative or go to <https://research.gs.com>.

Disclosure information is also available at <https://www.gs.com/research/hedge.html> or from Research Compliance, 200 West Street, New York, NY 10282.

© 2020 Goldman Sachs.

No part of this material may be (i) copied, photocopied or duplicated in any form by any means or (ii) redistributed without the prior written consent of The Goldman Sachs Group, Inc.